

BROOKSFIELD

867 Colombo Street

867 Colombo Street

8 Cottages in Christchurch Central City



Renders








Renders



General Information

867 Colombo Street is another exceptional display of our Cottage Revival homes.

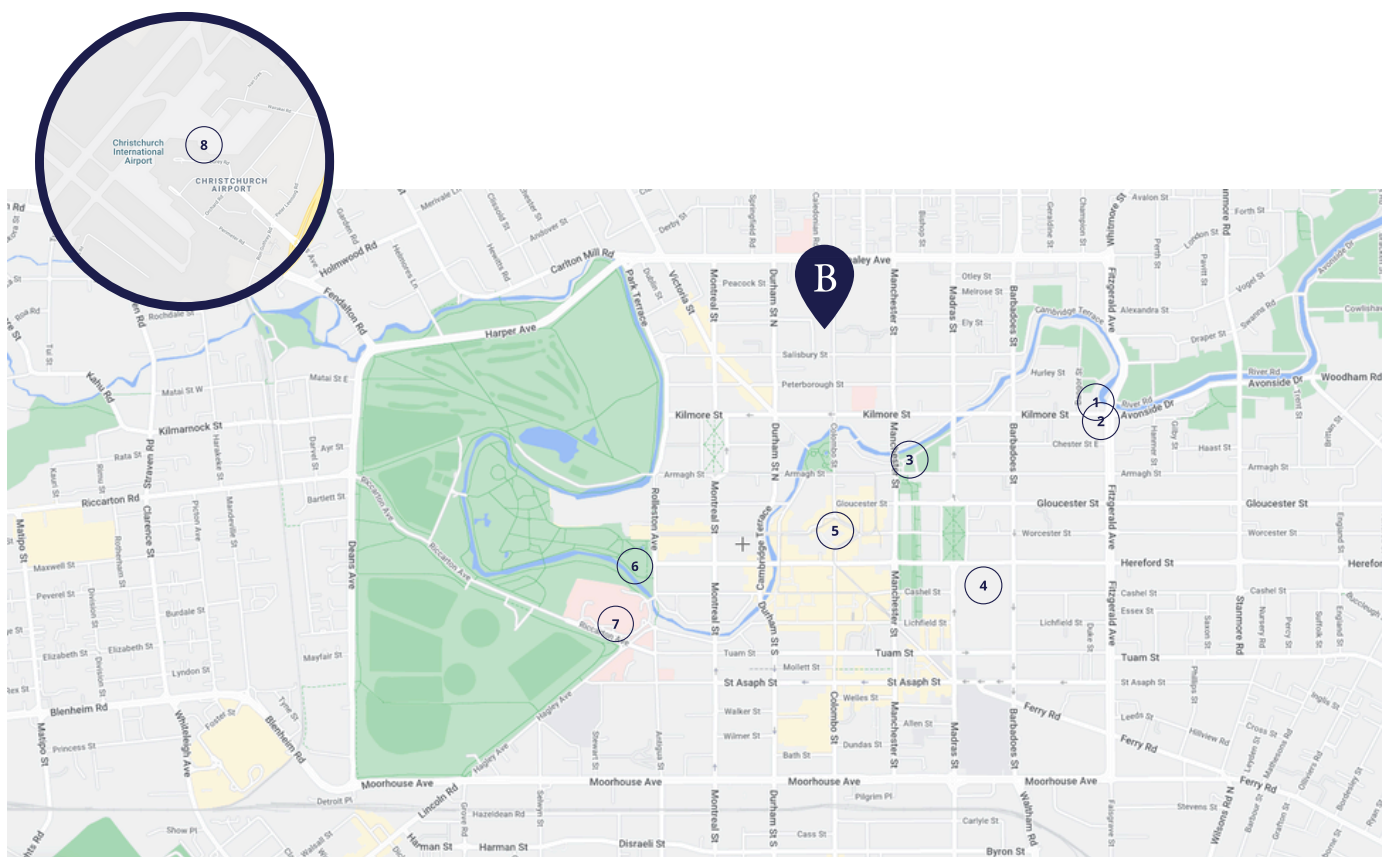
Price List

	 BEDROOMS	 BATHROOMS	 CARPARK	 SIZE	 PRICE
The Gatehouse - Lot 1	3	2.5	Carpark	100	SOLD
St Mary’s Cottage - Lot 2	2	1.5	Carpark	76	SOLD
Banks Cottage - Lot 3	2	1.5	Carpark	77	SOLD
Laneway Cottage - Lot 8	2	1.5	Carpark	70	SOLD
Western Cottage - Lot 7	2	1.5	Carpark	70	\$739,000
Hydrangea Cottage - Lot 4	2	1.5	Carpark	70	SOLD
Rose House - Lot 5	2	1.5	Carpark	70	SOLD
Gardeners Cottage - Lot 6	1	1	Carpark	53	FREE HOUSE for one lucky Brooksfield buyer



Location

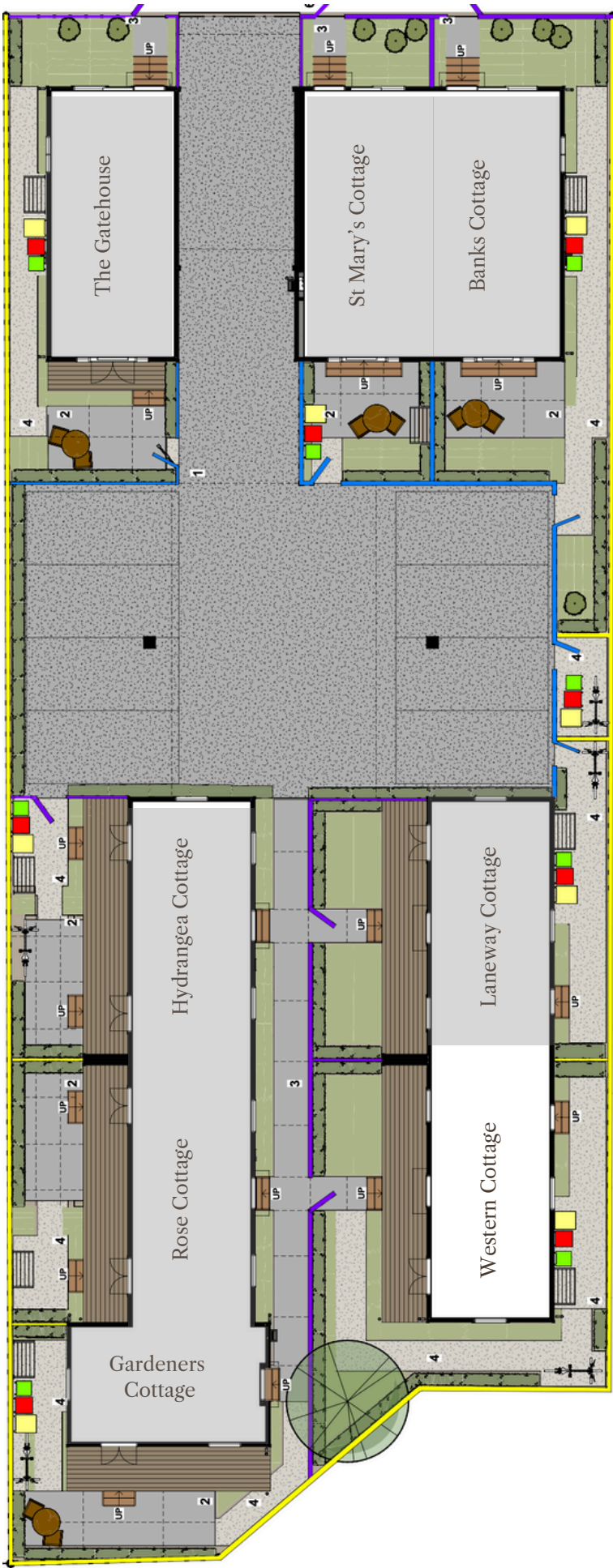
867 Colombo Street is another exceptional display of our Cottage Homes designed in London by renowned Ben Pentreath Architects. Located in the heart of Christchurch City Centre. There are many popular eateries, retail stores, and recreational activities that are only a short walk from the homes. Below are some of our favourite spots and points of interest close to your next home or investment property.




- | | |
|---|--|
| ① Child Sister 900m | ⑤ Flow Yoga - 2km |
| ② Christchurch CBD - 1km | ⑥ Te Kaha (Future Stadium) - 2.7km |
| ③ Little Poms Bar and Cafe - 1.4km | ⑦ Christchurch Hospital - 3.9km |
| ④ Hagley Park & Botanic Gardens - 1.9km | ⑧ Christchurch International Airport - 9.2km |





Site Plan




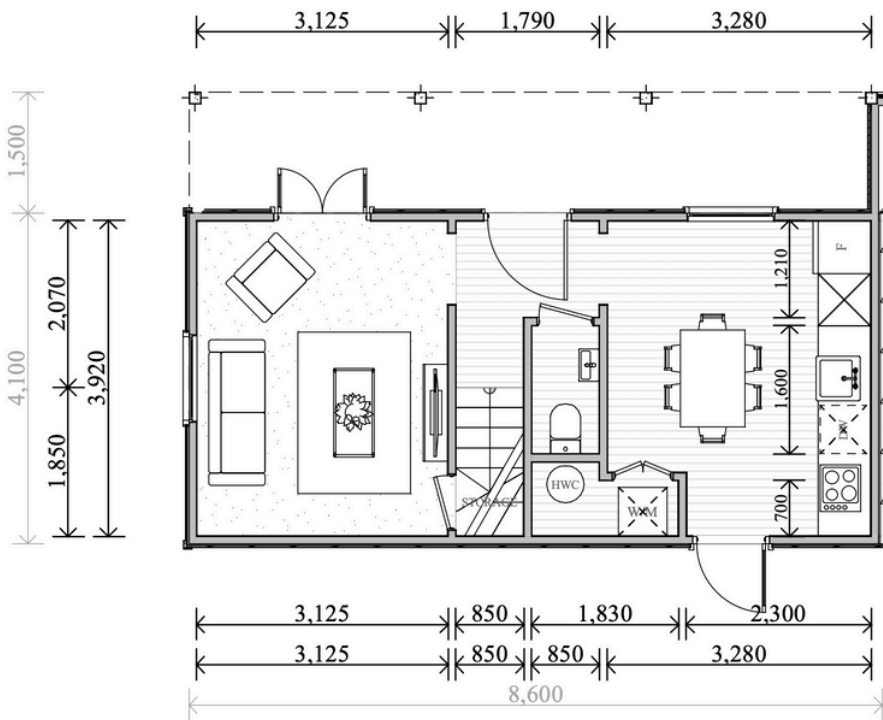
Floor Plans – Western Cottage


2

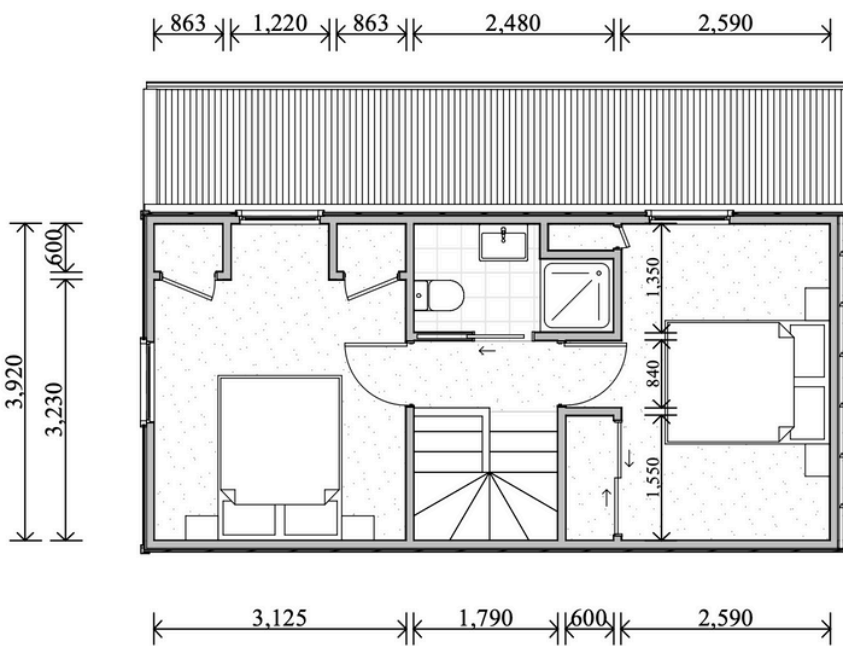

1.5


Carpark


70sqm




Ground floor





First floor




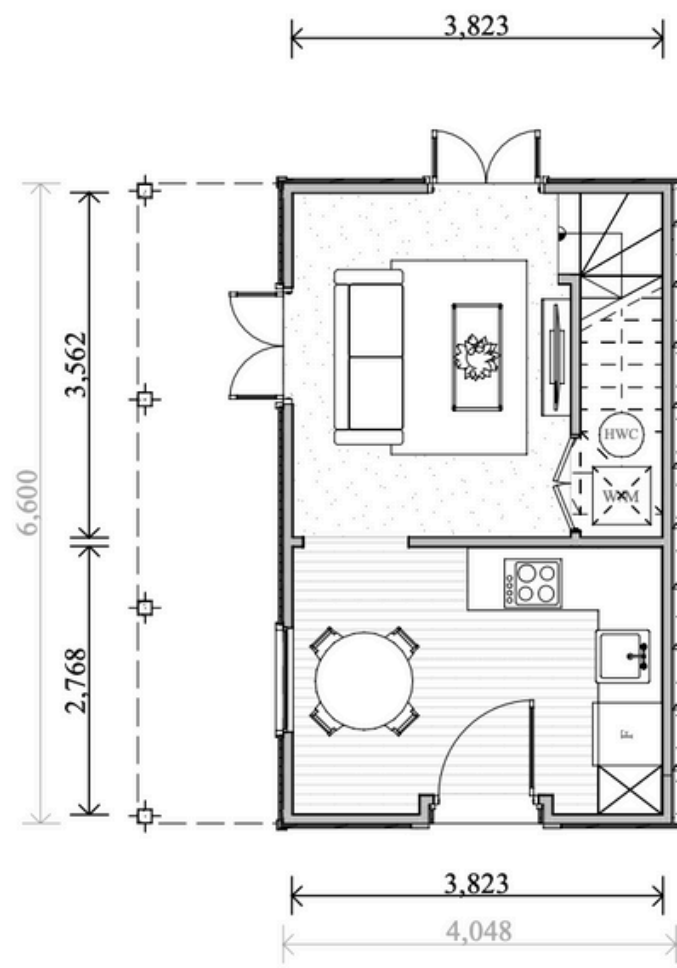
Floor Plans – Gardeners Cottage


1

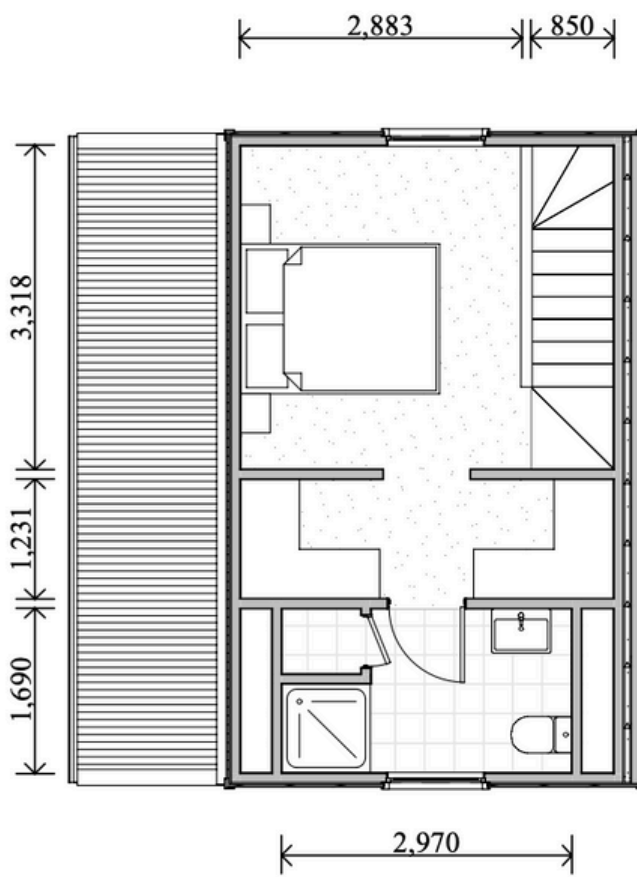

1


Carpark


53sqm



Ground floor



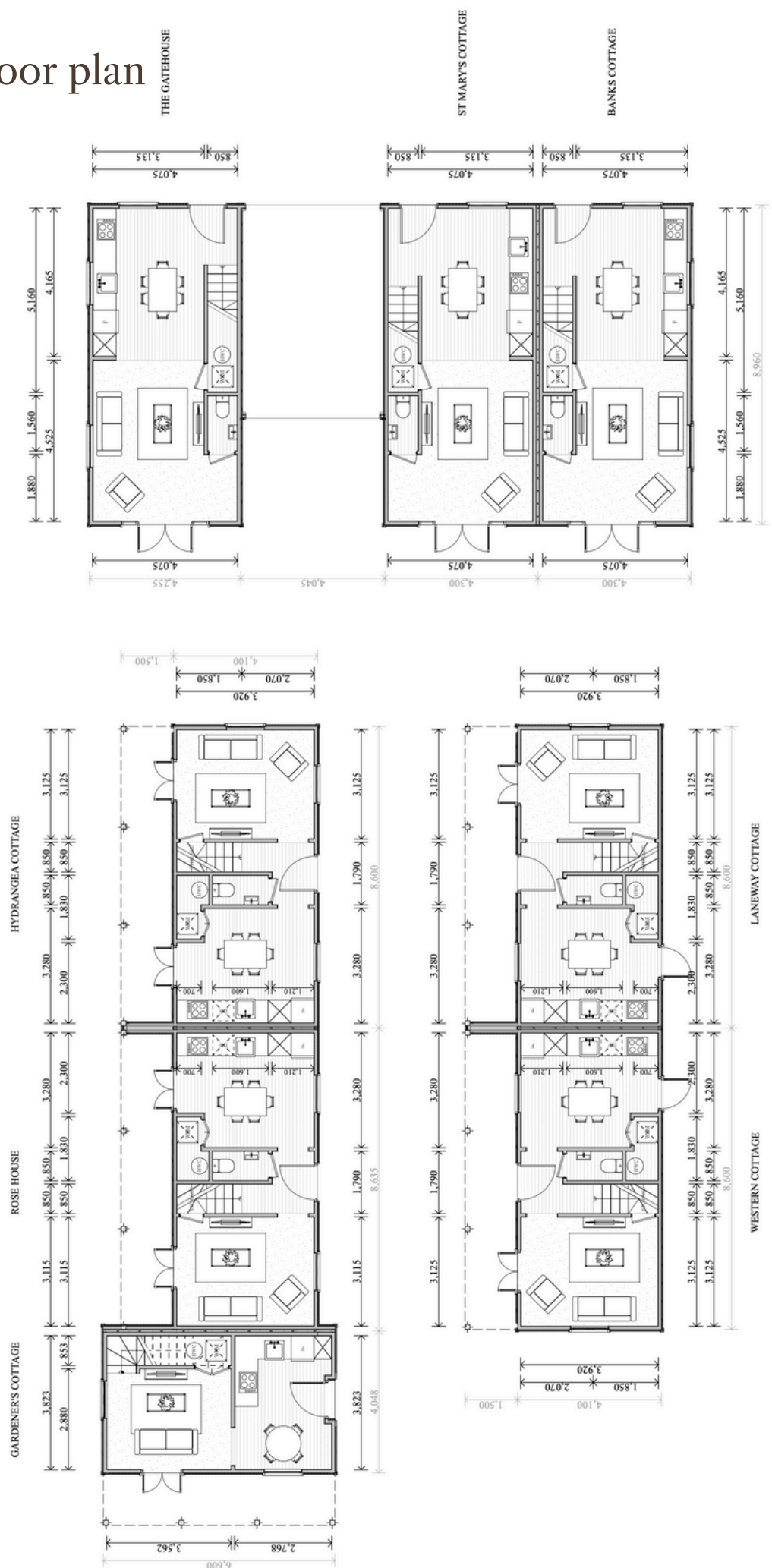
First floor

WIN A FREE
BROOKSFIELD



Go in the draw when you buy a Brooksfeld.

Ground floor plan



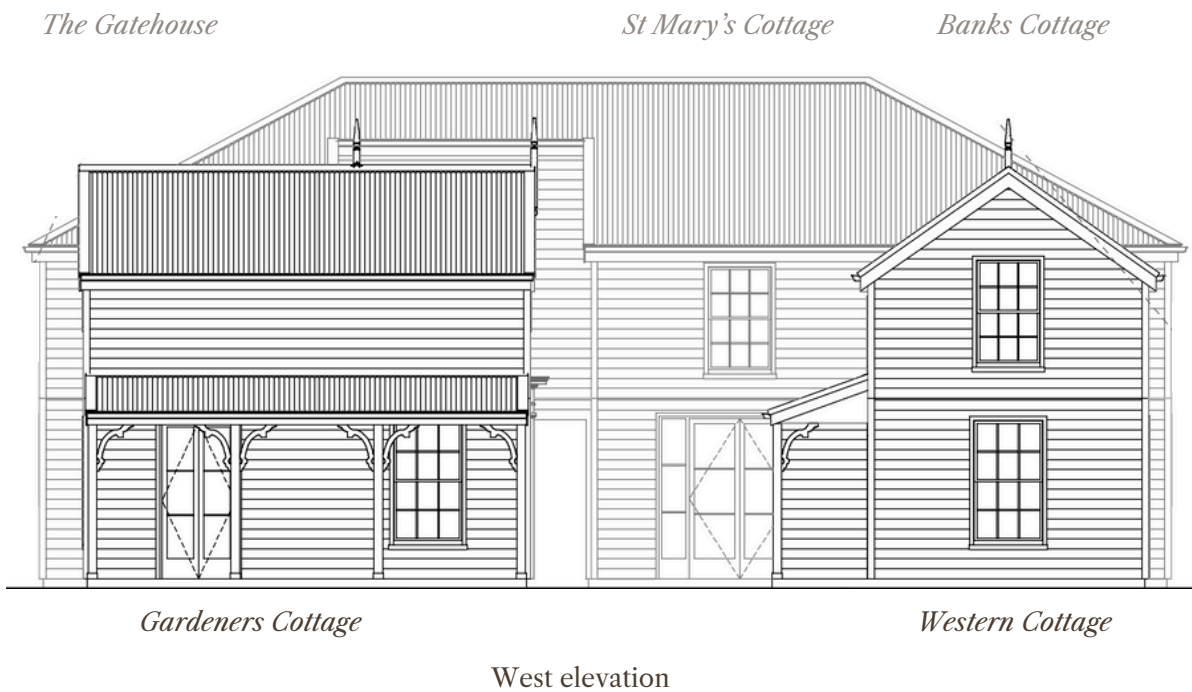
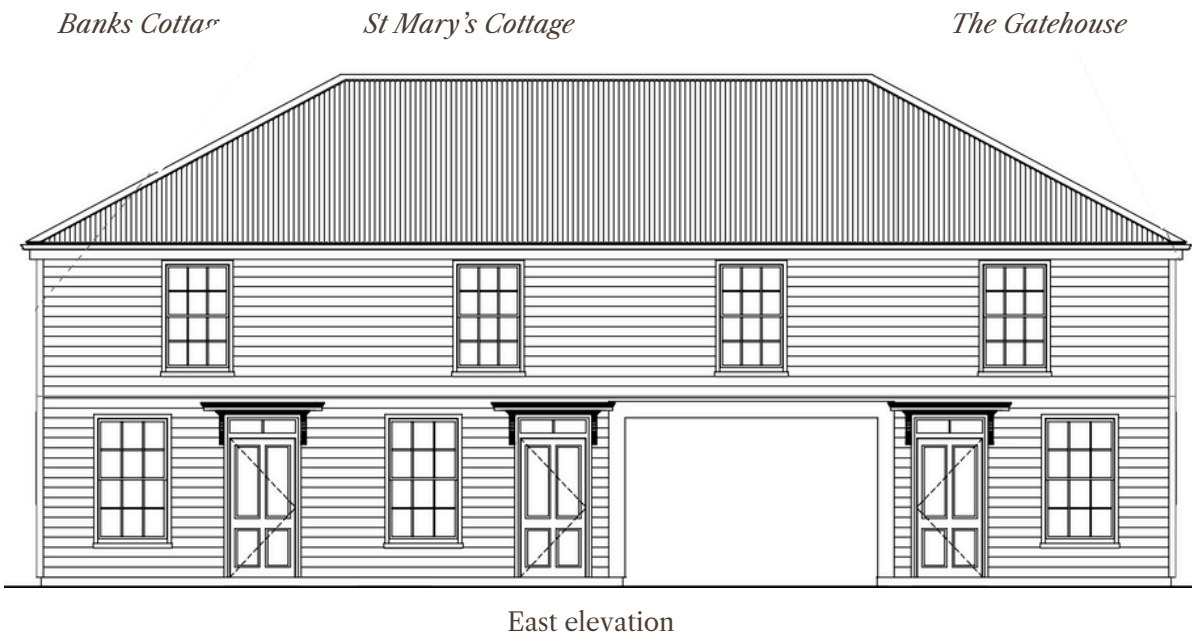
First floor plan



East & West Elevation

Ground Floor Stud Height of 2.4m

First Floor Stud Height of 2.4m



North & South Elevations

Ground Floor Stud Height of 2.4m

First Floor Stud Height of 2.4m

Gardeners Cottage

Rose House

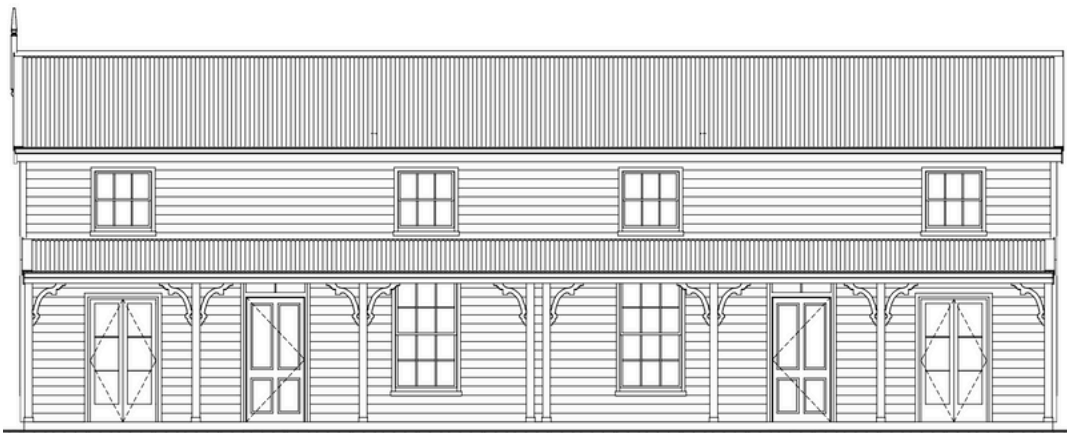
Hydrangea Cottage



South elevation

Laneway Cottage

Western Cottage



North elevation

Interior Specification

Colouring & Detailing

Note: All homes are sold as a turnkey package. Everything will be completed prior to handover including window furnishings and landscaping.

The interiors of these homes are designed to complement the exteriors with large skirtings and architraves. The cottage feel is maintained with a neutral colour palette so you can make the home your own. At Brooksfeld we believe in using high-quality and sustainable materials, so all of our homes come with low-VOC paint, tiled flooring, wool carpets, and wool insulation as standard.



Skirtings, ceilings, doors
– Quarter Merino

Aalto Deuce

The homes come with a neutral colour palette for you to make your own



Standard Spec



Pictured above

- 1. Carpet: Godfrey Hirst NZ wool Enchant 48 Stonewashed (choose from 3 colours)
- 2. Kitchen/Bathroom Tapware: Liberty sink mixer
- 3. Kitchen/Entrance Floor Tiles: Forest Cedar
- 4. Kitchen Handles & Knobs: Versailles Satin Black
- 5. Bathroom Floor Tile: Artisan Gris Matt
- 6. Splash Back: White subway tile
- 7. Skirtings, Architraves, Ceilings: Quarter Merino

- 8. Walls: Alto Deuce
- 9. Door Handle: Polished
- 10. Shower Tile: Pacific White Lappato tile 600x600

Bathroom

- Shower: Posh Domaine Brass Rail
- Heated Towel Rail: Elan 7 Rail Warmer
- Heater: Weiss FH24SS

Appliances and Chattles

- Oven: Smeg SFA6500TVX
- Cooktop: Smeg Induction SI7643B
- Dishwasher: Fisher & Paykel Single Drawer DD60ST4NX9
- Range Hood: Applico Canopy Range Hood
- Heat Pump: Mitsubishi/Fujitsu/Daikin Exceeds healthy homes standards
- Smoke Alarms

Window Furnishings

- Living Area Blinds: Roller blinds
- Bedroom Blinds: Venetian blinds

Insulation

- Ceiling: Terra Lana Wool R3.6
- Walls: Terra Lana Wool R2.8
- Underfloor: R1.4 Polystyrene in Concrete Foundation






















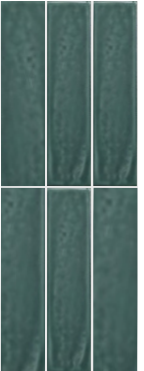





BROOKSFIELD

867 Colombo Street

Standard Spec












Kitchen Upgrade Options

Kitchen Cabinetry	<div><div><p><i>Standard</i></p></div><div><p>Shaker Style</p></div></div> <div><div><p>White <i>Standard</i></p></div><div><p>Taupe</p></div><div><p>Sage Green</p></div></div> <div><div><p>Light blue</p></div><div><p>Dusty Blue</p></div><div><p>Dark Blue</p></div></div>
Kitchen Handles/Knobs	<div><div><p><i>Standard range</i></p></div><div><div><p>Black <i>Standard</i></p></div><div><p>Antique Pewter</p></div><div><p>Antique Bronze</p></div><div><p>Chrome</p></div></div></div> <div><div><p><i>Upgrade range</i></p></div><div><div><p>Unlacquered Polished Brass</p></div><div><p>Satin Nickel</p></div></div></div>
Kitchen Splashback Tiles	<div><div><p>White Gloss Subway Tile <i>Standard</i></p></div><div><div><div><p>Crest White Matt</p></div><div><p>Crest Bone Gloss</p></div><div><p>Crest Sea Foam Gloss</p></div><div><p>Crest Field Green Gloss</p></div><div><p>Crest Bone Gloss</p></div><div><p>Redcliffs Terracotta Gloss</p></div></div><div><div><p>Square White Matt</p></div><div><p>Square Bone Gloss</p></div><div><p>Square Sea Foam Matt</p></div><div><p>Square Field Green Matt</p></div></div></div></div>



Kitchen Upgrade Options

Kitchen Fixtures	
Standard range	<div></div> <div>Waterway Roman Gooseneck StandardModern ChromeModern Brushed BrassModern BlackModern Brushed Nickel</div>
Upgrade range	<div></div> <div>Pull Out Spray ChromePull Out Spray Brushed BrassPull Out Spray BlackPull Out Spray Brushed Nickel</div>

Door Handle Upgrade Options

			
Polished Chrome Standard	Polished Chrome Standard	Unlacquered Brass	Black













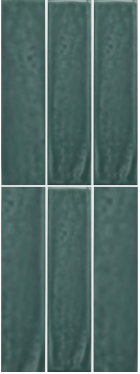





Flooring Upgrade Options



Wood-Look Porcelain Tile	
<i>Standard range</i>	<div><div><p>Forest Cedar <i>Standard</i></p></div><div><p>Forest Teak</p></div><div><p>Forest Nutmeg</p></div></div>
Oak Flooring	
<i>Upgrade range</i>	<div><div><p>Smoke</p></div><div><p>Hickory</p></div></div>
NZ Wool Carpet	
	<div><div><p>Stonewashed <i>Standard</i></p></div><div><p>Stonehenge <i>Standard</i></p></div><div><p>Concrete</p></div></div>





Bathroom Upgrade Options

Bathroom Floor Tiles	
	<div><div><p>Artisan Gris Matt <i>Standard</i></p></div><div><p>Artisan Sage Matt</p></div><div><p>Palm Beach Navy</p></div></div> <div><div><p>Pacific White Lappato 600x600</p></div><div><p>Gunmetal 660x600</p></div><div><p>Olympia Shell 600x600</p></div><div><p>Redcliffs Terracotta Herringbone <i>Upgrade Option</i></p></div></div>
Shower Wall Tiles	
<i>Standard Range</i>	<div><div><p>Pacific White Lappato 600x600 <i>Standard</i></p></div><div><p>Gunmetal 660x600</p></div><div><p>Olympia Shell 600x600</p></div></div>
<i>Upgrade Range</i>	<div><div><p>Crest Sea Foam Gloss</p></div><div><p>Crest Field Green Gloss</p></div><div><p>Crest Jungle Green</p></div><div><p>Crest Bone Gloss</p></div><div><p>Dusky Pink Subway</p></div><div><p>Redcliffs Terracotta</p></div></div>

Bathroom Upgrade Options

Vanity fixture				
				
Waterway Liberty Basin Mixer Standard	Modern Chrome	Modern Brushed Brass	Modern Black	Modern Brushed Nickel
Vanity Handles				
				
	Chrome Standard	Antique Bronze	Black	Black Iron
Shower fixture				
				
Liberty Slide Shower Mixer Standard	Modern Chrome	Modern Brushed Brass	Modern Black	Modern Brushed Nickel
Upgrade Range				
	Column Shower	Column Shower	Column Shower	Column Shower
				

Other Upgrade Options

Mantle with electric fireplace		Internal shutters	
Pendant Lights	 Black	 Brass	
Villaboard	 Half height with Dado rail	 Full height	



This collage features various bathroom design elements. At the top left is a brass pendant light with a conical shade. Next to it is a brass door handle mounted on dark wood paneling. A grey paneled door is shown slightly ajar. To the right is a section of wall with large beige marble tiles and a brass showerhead. Below the showerhead are vertical rectangular blue tiles and a handheld shower wand. In the bottom left corner are square white tiles and a brass faucet. Two color swatches at the bottom center show a light cream color labeled "Skins,cellings Golden Marble" and a muted sage green color labeled "Walls Azule Stone".



This collage features various bathroom elements: a brass faucet, a showerhead, a brass pendant light, a green cabinet door, white subway tiles, wood paneling, marble tile, and two paint swatches. The swatches are labeled "Skirting, ceilings Quarter Section" and "Walls Antio Duvet".

[illegible]

Solar panels. Save 50% of your power bill*

**These homes feature our pre-installed system which will save you roughly 50% (+/-) on your power bill.*

The system we install in Brooksfeld homes includes an 'Enphase' individual inverter on each of the panels, meaning each panel works on its own without relying on the other panel's sun exposure or cleanliness.

The solar power system installed in Brooksfeld homes features the latest in smart home technology. We also include a 'Green Catch Diverter' system which diverts excess power to the hot water cylinder before sending it back to the grid to sell, this is the most efficient way to use the power generated.

You can monitor and track the power produced and used as well as check to see how much power is being imported from and exported to the national grid. All you need is a wi-fi connection and the Enphase app.

Each part of the system comes with a product warranty:

Green Catch Solar Diverter	5 years
Trina Vertex S 415watt all black	25 years
Enphase IQ7A Microinverter	10 years





Your Specialist Property Management Team

We Look After Your Property Like It's Our Own

At Brooksfeld Property Management, we don't overload our portfolio. That means extra care for every property and peace of mind for every owner.

Our extensive experience means that we provide bespoke property management tailored to each owner and tenant. You're never treated like a number. Instead you'll experience individual care, genuine communication, and a human approach grounded in trust and respect from our property managers.

With Brooksfeld, you'll experience our warm, approachable style that builds lasting trust and long-term returns.

Real People, Real Care

Our point of difference is simple – we look after your investment like it's our own. That means:

- Personal communication
- Fast, thoughtful responses
- Respect for your property and your tenants
- A commitment to long term value and relationships

Our Team



Ngaire Baker
Senior Property Manager



Richard Milbank
Property Manager



Anna Meikle
Property Management
Residents Assoc.
Accounts &
Administration



0800 548 454



www.brooksfeld.co.nz



pm@brooksfeld.co.nz

About Brooksfeld If you want the best homes, you need the best architects. That's why our homes are designed in London by renowned Ben Pentreath Architects.

Why do we exist?

Established in 2019, Brooksfeld began property development with a simple goal - create beautiful homes that people love. We do not use 'cookie cutter' designs. Each one of our developments is tailored to the site, suburb, and surroundings. We build Classical and Georgian, buildings and homes, as well as traditional cottages.

Over the past few years, we have fine-tuned our builds and are constantly looking for ways that we can better our designs to include more beautiful architectural details, durability and affordability.

What makes Brooksfeld homes different?

We believe that your home should bring a sense of pride every time you arrive home. We challenge ourselves to maximise space and inclusions in every home to suit contemporary lifestyles.

Inside every Brooksfeld home you'll find stone bench tops, tiled bathrooms, low-VOC paints and double glazed windows to name just a few of our premium features. It's all part of our commitment to creating beautiful and sustainable homes that exceed people's expectations without costing the earth.





B R O O K S F I E L D

 0800 548 454

 www.brooksfield.co.nz

 vinny@brooksfield.co.nz